

A close-up photograph of a lens assembly. A central hole is visible in the lens, and a blue protective cap is partially covering it. The background is a blurred, colorful bokeh.

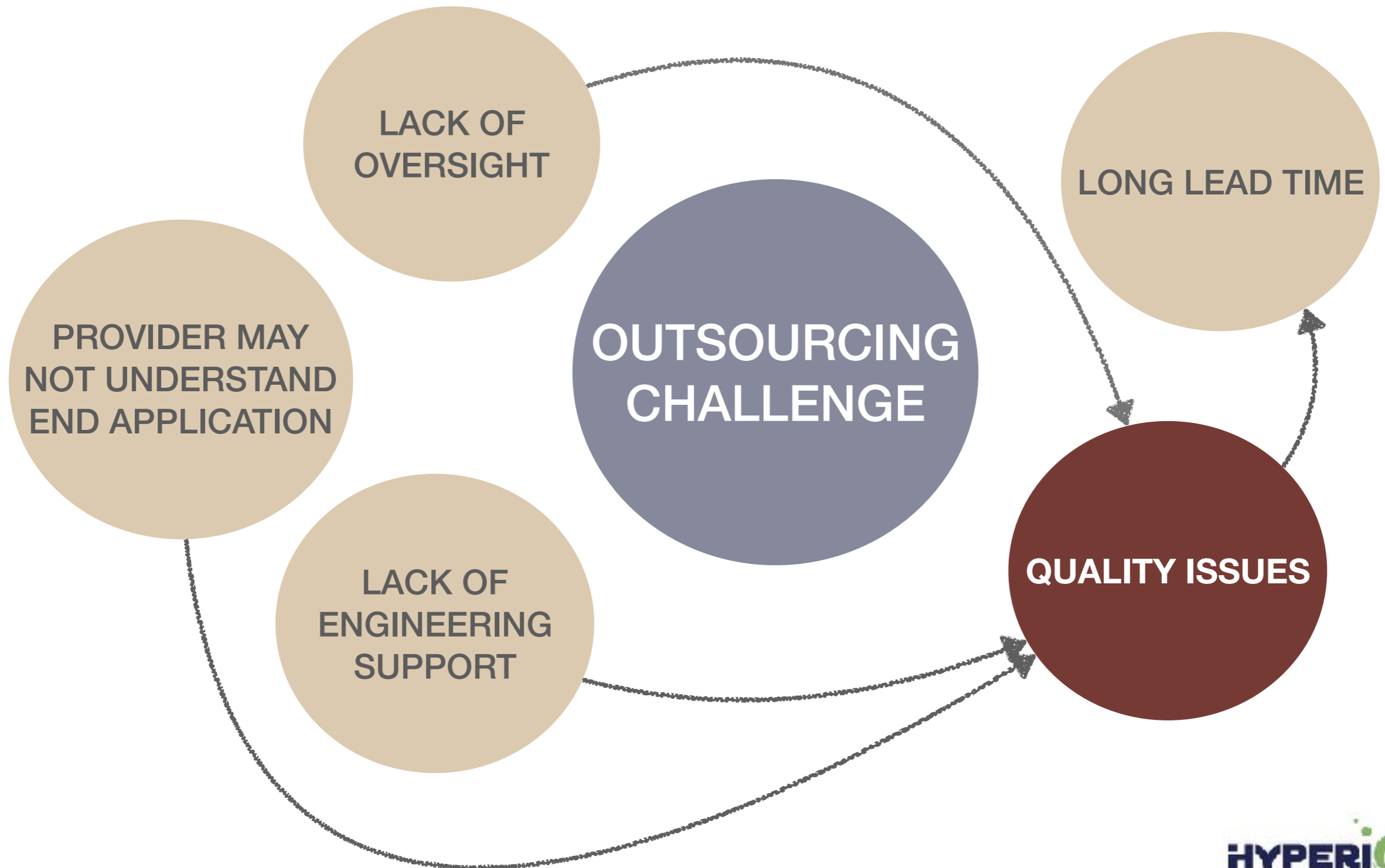
HYPERION
OPTICS

AGENDA

- Introduction
- Hyperion Capabilities
- Quotation Review
- Questions & Discussion



What are your biggest supply chain pain points?





WHO ARE WE?

Hyperion is a premium custom optics & optical assembly provider established in 2008. Our team works in an iterative + collaborative way with our clients to optimize their go-to-market strategies.

We specialize in **DFM/ DFA (Design for Manufacturability/ Assembly)** and providing cost-competitive, high-quality custom optics and lens assemblies.

We work with clients in industries such as biomedical, aerospace, commercial sensing, and R&D labs to create compact yet high-performance optical systems.

THE HYPERION DIFFERENCE

ENGINEERING CREATIVITY

Hyperion often comes up with out-of-the-box solutions for challenging optical designs

FREE INITIAL DESIGN CONSULTATION

Thorough engineering review for component-level design prior to fabrication, complete with tolerance analysis for custom parts

METICULOUS ENGINEERING REVIEW

Hyperion conducts a detailed review of the user application to take in all considerations during specs evaluation

COMPETITIVE PRICING

Hyperion adopts a cost-effective philosophy and delivers the savings to our customers via optimization of specs and fabrication processes

THE
HYPERION
OPTICS
DIFFERENCE

CRITICAL STAGE STATUS REPORT

Hyperion regularly updates customers during mid-production for better timeline management and on-time delivery

QUICK TURNAROUND

Hyperion's diligence to meet short deadline has earned us a reputation of the overseas supplier with the fastest lead time.

FACILITY

TWO MANUFACTURING SITES @JIANGSU

- **DanYang facility**

- 2,583 sq.ft,
- SPDT capability
- Specialized fabrication in high-precision aspherical & free-form optics

- **ChangZhou facility**

- 21,000 sq.ft.
- Specialize in volume production of spherical/ custom lens components, & high-precision lens assembly
- Conventional grinding & polishing devices,
- 2 Coating chambers with VIS to IR capabilities



LOCAL SUPPORT

SALES OFFICE IN EDISON, NJ

- **In-depth understanding of US business culture and processes**
- **Proximity advantage = better service**
 - 24 hours turnaround quotation
 - In-timezone communication
 - Bilingual support



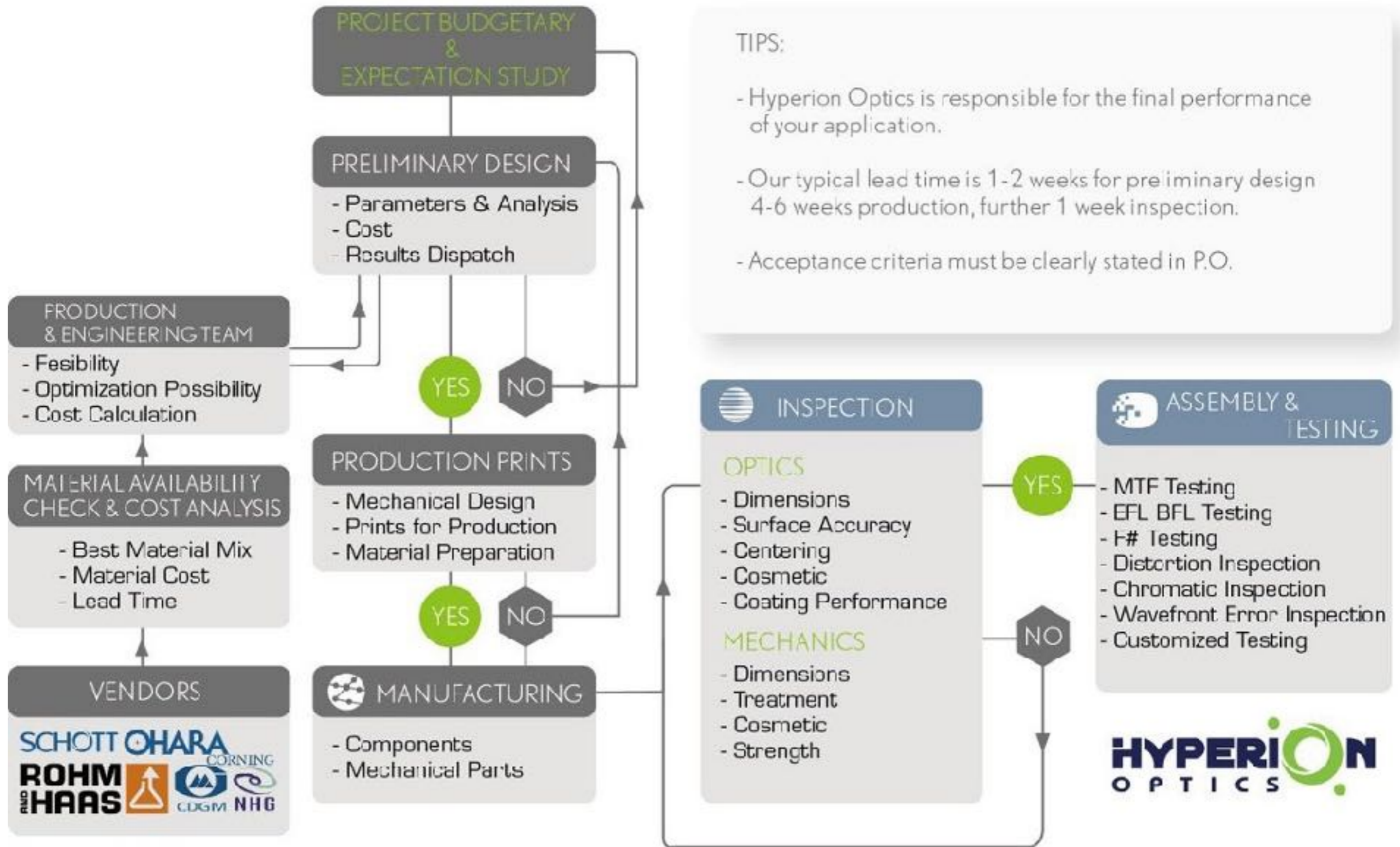
FAST PROTOTYPING

LRIP (LOW RATIO INITIAL PRODUCTION)

- Fast material accesses (strong material suppliers w/ Ohara, CDGM)
- Pre-mold pressed substrates at competitive price
- > 6000+ test plates; dramatically shorten the overall lead time
- Specialized prototyping production team oversees projects with aiming at delivery <4 weeks, from grinding, polishing, to coating



LENS DESIGN WORKFLOW



DFM/ DFA INPUT


Hyperion's DFM-Driven Approach = Optimal Cost-to-Performance Ratio

- **Optical Engineering Expertise**

- 15 Optical and Mechanical Engineers
- Feasibility Study/ Proof of Concepts
- Free-Initial Design Consultation

- **10+ Years of Precision Optics Fabrication**

- Pre-Production Tolerance Analyses
- 3D CAD Modeling
- Optimizes Production Yield Based on Application Requirements




CUSTOM COMPONENTS


SPHERICAL LENSES



Achromatic Doublet Lenses



Ball & Half Ball Lenses



Micro Sphere Lenses



Singlet Lenses

- Plano-Convex/Concave, Bi-Concave, Bi-Convex
- Positive and Negative Meniscus
- Custom coatings
- Available in various optical glass types (Schott, Ohara, CDGM), fused silica, and crystal
- Special treatment (i.e. edge blackening/ special packaging/ labeling) available upon request

CUSTOM COMPONENTS


ASPHERICAL LENSES



Asphere Lenses



IR Asphere Lenses



Diffractive Optical Elements



Parabolic Mirrors

- Capabilities from high precision VIS imaging systems to LWIR/ infrared athermal lenses
- Precise fabrication on optical glasses and infrared materials including **Germanium, Zinc Sulfide, Zinc Selenide, Calcium Fluoride, Chacolgenide glasses**, and more
- Diameter ranges from 3mm - 250mm *refer to appendix for our standard asphere production tolerances

CUSTOM COMPONENTS


CYLINDRICAL LENSES



Achromatic Cylindrical Lenses



Cylindrical Lenses



Line Generating Fresnel
Lenses



Rod and Cone Lenses

- Various optical glass available depending on the design
- Dia. Tol.: $\pm 0.025\text{mm}$
- Precision grade: Irregularity can achieve 1/10L; S/D 10-5

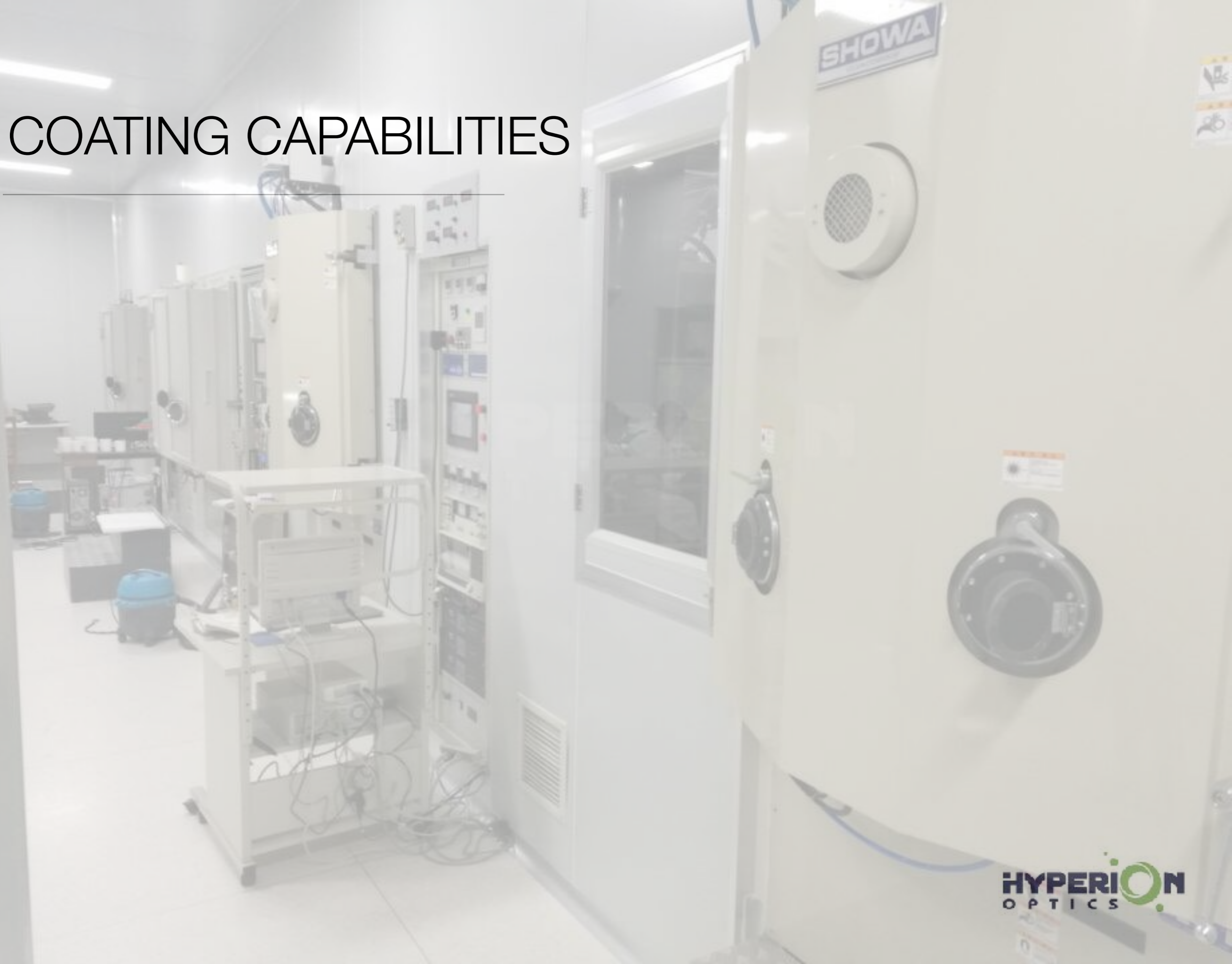
CUSTOM COMPONENTS

WINDOWS, FILTERS, DOMES, MIRRORS



- Custom fabricated based on drawings and specifications
- Prototyping quantities (as low as 2, 5pcs) available depending on the part

COATING CAPABILITIES

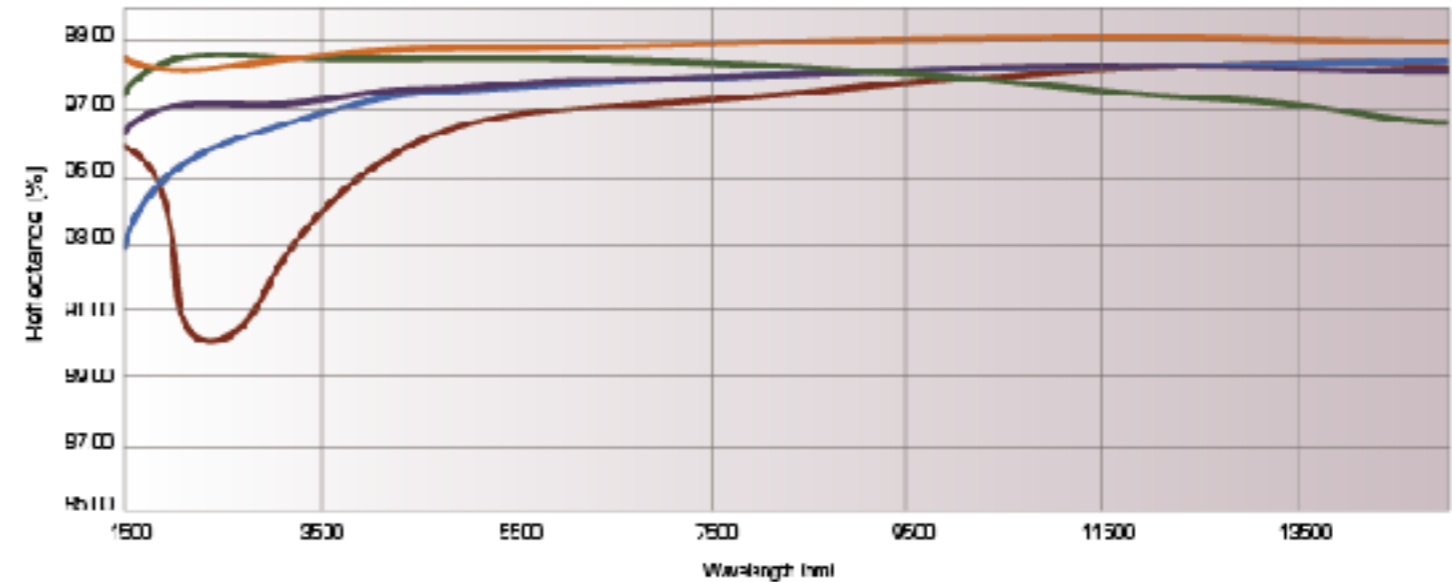


COATING CAPABILITIES

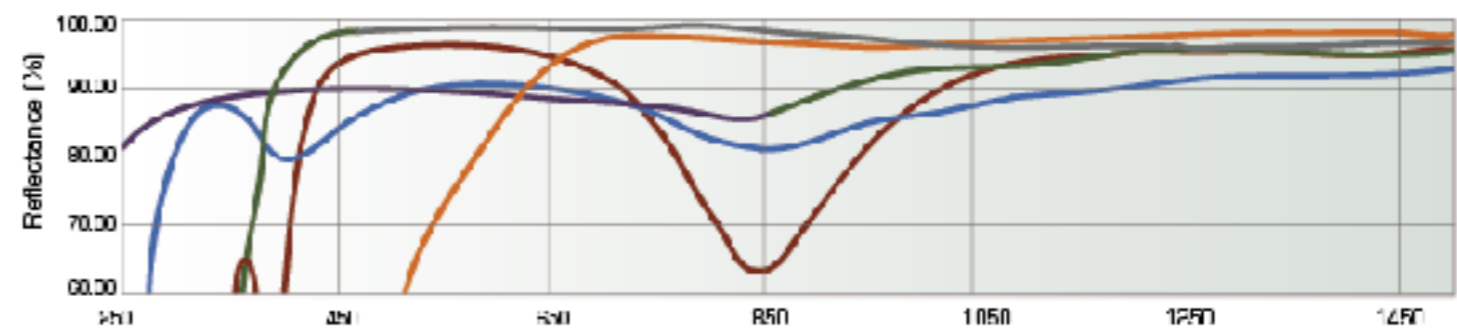
Hyperion offers custom coating designs, including:

- Anti-reflective (AR) , High-Reflective (HR), partial reflective coatings
- Dielectric Coatings: BBAR Coatings, V-coatings, Dual wavelength coatings, sharp cut-on and cut-off filters coating
- Other specialized coating, such as ITO, DLC, hydrophobic coating, complex multilayer stacks

Reflectance% for Metallic Mirror Coatings NIR-IR Range



Reflectance% for Metallic Mirror Coatings UV-NIR Range



Range (nm)	% Reflectance	Range (nm)	% Reflectance	Range (nm)	% Reflectance	Range (nm)	% Reflectance	Range (nm)	% Reflectance
0.4 - 0.7	85	0.45 - 0.65	95	0.65 - 0.45	99	0.7 - 2.0	98	0.45 - 2.0	98
0.4 - 0.2	90	NA	NA	0.25 - 0.70	95	2.0 - 10.0	96	2.0 - 10.0	98


ASSEMBLY CAPABILITIES



ASSEMBLY CAPABILITIES

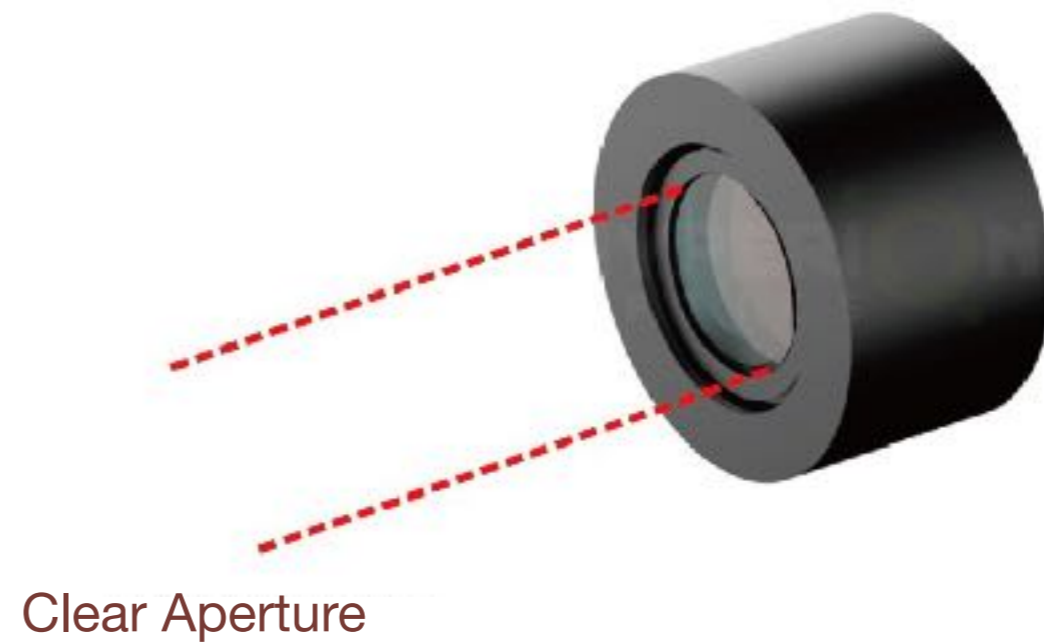
Hyperion Optics has more than 40+ custom precision assembly projects annually, from prototyping to mass production.

Our lens assembly projects range from **microscope objective lenses, expanders,** to **SWIR/MWIR/LWIR lenses,** and more.



LENS ASSEMBLIES


COLLIMATING LENS



- Custom collimators in both singlet and chromatic formats
- Responsive at UV-VIS, or VIS-NIR spectrum

LENS ASSEMBLIES

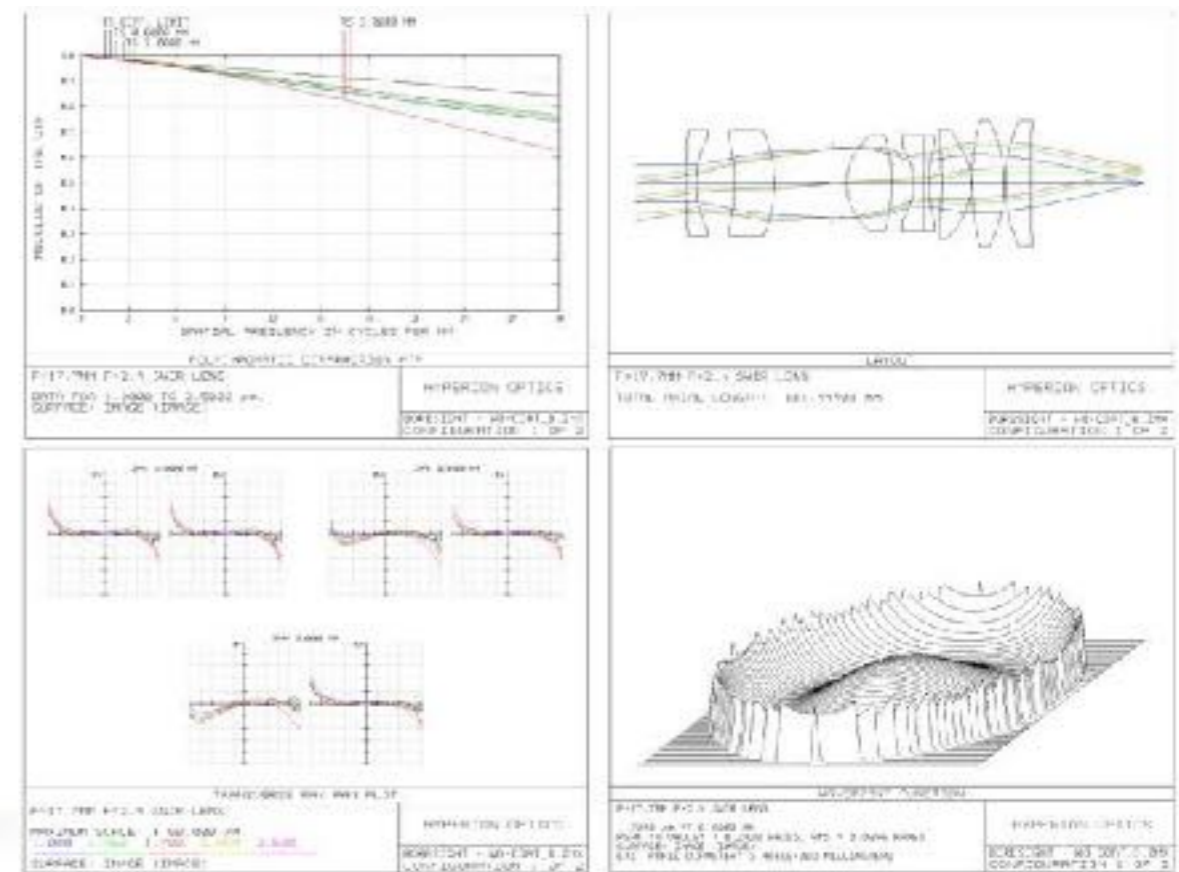
BEAM EXPANDERS



- Consultation on optical & mechanical design
- DFM Engineering/ prototyping services
- End-user application performance guarantee

LENS ASSEMBLIES

SWIR LENSES



- Advantages over visible-NIR wavebands; 900nm-1700nm / 700nm-3400nm
- Compatible with the detector size up to 20mm diagonal and pixel size of 15-50 μ m
- Machine vision, quality inspection, military applications
- DFM Engineering/ prototyping services

LENS ASSEMBLIES

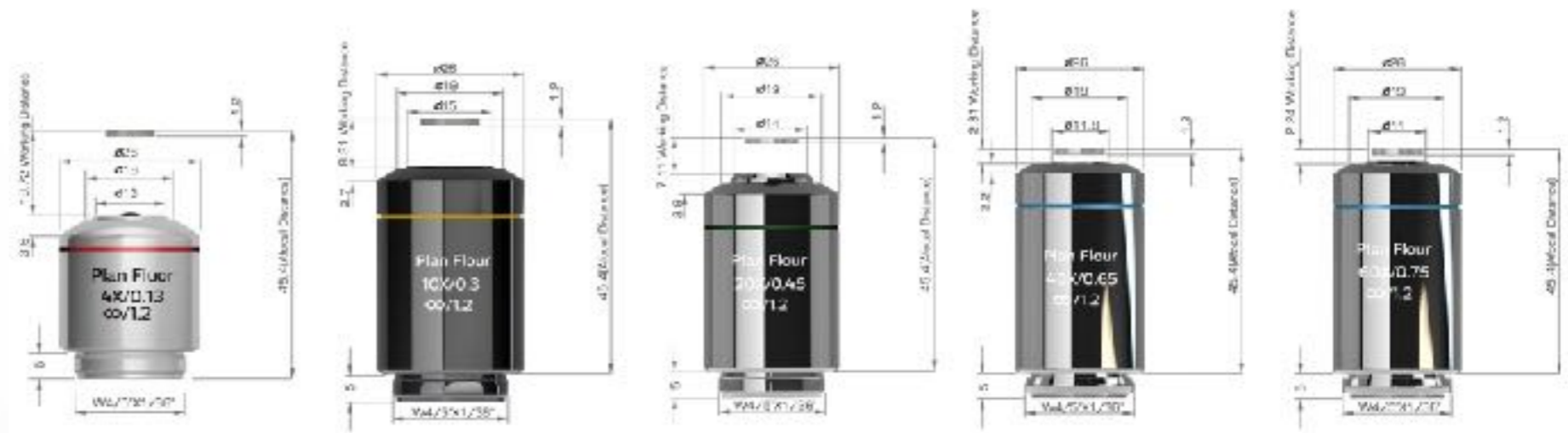
F-THETA LENSES



- Off-the-shelf design availability
- Laser scanning application
- DFM Engineering/ prototyping services
- End-user application performance guarantee

LENS ASSEMBLIES

MICROSCOPE OBJECTIVE LENSES




	Objective Lens					Tube Lens		
	Numerical Aperture	Working Distance(mm)	Focal Length(mm)	Resolution (μm)	Depth of Focus(μm)	Magnification	Object Field(mm)	Depth of Focus(μm)
Inverted Fluorescence Objective 4X	0.13	19.72	55	2.12	16.27	40X	ϕ6.25	43.74
Inverted Fluorescence Objective 10X	0.3	8.31	22	0.92	3.06	100X	ϕ2.5	7.82
Inverted Fluorescence Objective 20X	0.45	7.11	11	0.61	1.36	200X	ϕ1.25	2.95
Inverted Fluorescence Objective 40X	0.65	2.81	5.5	0.42	0.65	400X	ϕ0.625	1.2
Inverted Fluorescence Objective 60X	0.75	2.24	3.7	0.37	0.49	600X	ϕ0.42	0.8

- Range from UV to Infrared wavelength
- Diffractive limit microscope objective lenses fit most research oriented labs applications and commercial microscope devices
- Custom options available

METROLOGY

You don't know what you can't measure!


- Zygo© Verfire Interferometer
- TriOptics© MTF Station
- Mitutoyo Profiler
- Industrial-grade projector
- CMM Station (Coordinates Measurements)
- Spectrophotometer



Profilometer



CMM Coordinate Measuring




Zygo Interferometer



Spectrophotometer



MTF Testing Station



Centering Station

METROLOGY

<p>ASPHERICAL SURFACE</p> 	<p>TESTING ITEMS</p> <ul style="list-style-type: none">- Dimension- Profile- Surface Accuracy- Focal Length- Centering- Coating	<p>DOCUMENTATION</p> <ul style="list-style-type: none">- COC Cert- Material Cert- Inspection Report- Profiler Report- Spectral Report	<ul style="list-style-type: none">- Dimensional data- Focal Length- Centering Data- Cosmetic
<p>SPHERE SURFACE DOUBLET/TRIPLET</p> 	<p>TESTING ITEMS</p> <ul style="list-style-type: none">- Dimension- Radius- Surface Accuracy- Focal Length- Centering- Coating	<p>DOCUMENTATION</p> <ul style="list-style-type: none">- COC Cert- Material Cert- Inspection Report- Interferometry Report- Spectral Report	<ul style="list-style-type: none">- Dimensional data- Radius- Focal Length- Centering Data- Cosmetic
<p>LENSES</p> 	<p>TESTING ITEMS</p> <ul style="list-style-type: none">- MTF- EFL, BFL- F#/N.A.- Chromatic Aberration- Distortion- Chief Ray Angle	<p>DOCUMENTATION</p> <ul style="list-style-type: none">- COC Cert- Material Cert- Elements Inspection Report- Lens Inspection Report- Interferometry Report- MTF Chart Report- Spectral Report <p>* Customized Documentation is also available</p>	

ISO:9001:2015 CERTIFIED

QUALITY ASSURANCE IS OUR COMMITMENT

- Renewed/ Upgraded to 9001:2015
- Material certificate & COC
- Each order shipment include standard inspection reports
 - Dimensional measurements
 - Zygo Interferometry reports
 - Actual coating curve
 - Profiler plot
 - Custom/ specialized tests available upon request*



**CERTIFICATE OF QUALITY
MANAGEMENT SYSTEM CERTIFICATION**

Certificate No.: 19819QC2173R0S
Unified Social Credit Code /Organization Code:91320115MA1NJCRC6X

We hereby certify that the organization:
Hyperion Optics

Is in conformity with Quality Management System Standard:
GB/T19001-2016 idt ISO9001:2015

The certificate is valid to the following product(s)/service:
Sales and manufacturing service of Laser crystal, optical prism, windows, spherical and aspherical lenses, filters (VIS to IR), optical system design, assembly and metrology

Registration Address: Nanjing Jiangning district, Changxing street 764-302 Xintiandi block building 14 302
Audit Address: Nanjing aoti avenue #118, Danjie road #100

Date of Initial Issuance: Mar 05, 2019
Date of This Issuance: Mar 05, 2019
Date of Expiration: Mar 04, 2022



MEMBER OF MULTILATERAL
IAF
RECOGNITION ARRANGEMENT



CNAS
中国认可
国际互认
管理体系
MANAGEMENT SYSTEM
CNAS C178-M



北京新纪元认证有限公司
证书专用章
110105093

Issued By: 

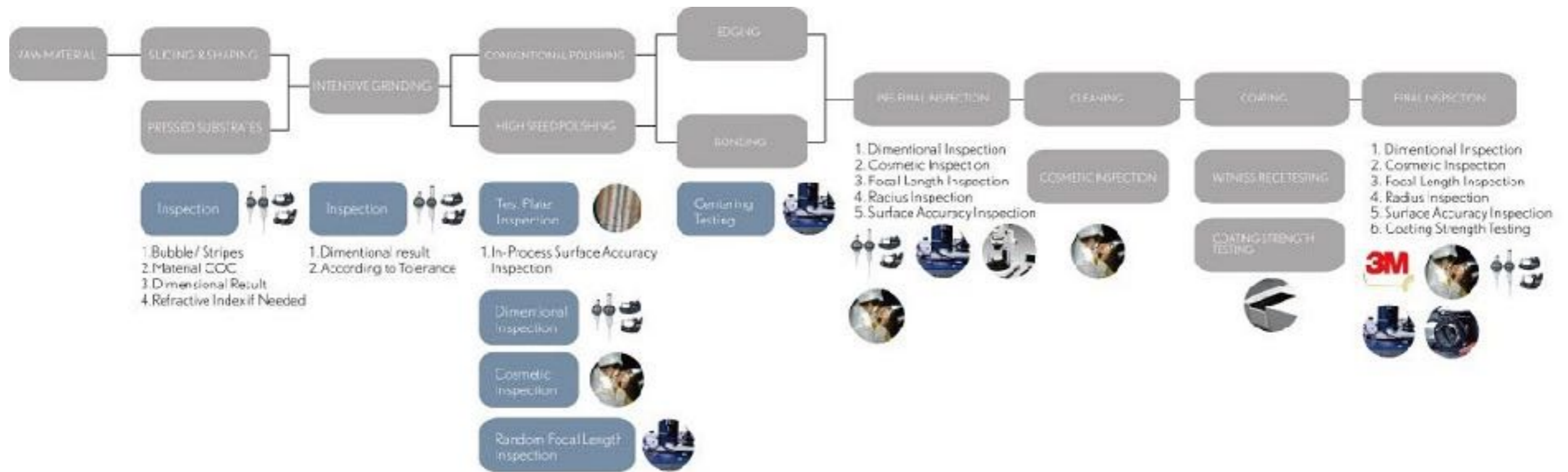


The certificate is valid within the period of validity of various state administrative licensing and qualification licensing
To maintain the validity of the certificate, the certified organization must accept and pass the regular surveillance audit
To check the validity of certificate, please visit our website at www.xjyz.com or login to CNCA website at www.cnca.gov.cn or scan QR code

Beijing Xinjiyuan Certification Co.,Ltd.
Address: Room.1201, North Area, 11th Floor, Building 122, Nanhu East Garden,
Chaoyang District, Beijing City, China (Post Code: 100102)

ISO:9001:2015 CERTIFIED

QUALITY ASSURANCE IS OUR COMMITMENT



APPENDIX



APPENDIX A-1

MANUFACTURING TOLERANCES FOR SPHERICAL LENSES



	COMMERCIAL GRADE	FACTORY STANDARD	PRECISION GRADE
Diameter Tolerance(mm)	±0.05	±0.03	±0.0125
Center Thickness(mm)	±0.01	±0.03	±0.025
Radius (%)	±1%	±0.5%	±0.3%
Focal Length Tolerance (%)	±3%	±1%	±0.5%
Cosmetic(MIL-C-13830A)	100-80	40-20	10-5
Figure Tolerance in λ (Pow/irreg)	3 - 1	2 - 1/4	1 - 1/10
Centration (Arc min)	6	<3	<1
Dia. To Thick Ratio	9-50:1		
Coating (T% avg)	96-98%	99%	99.5%
Materials			

APPENDIX A-2

MANUFACTURING TOLERANCES FOR ASPHERICAL LENSES



Manufacturing Limits for Aspheric Surfaces Based on Form Error Tolerance

Form Error > 2µm Lower Resolution Profilometry (2-D)1

Attribute	Minimum	Maximum
Diameter (mm)	3	250
Local Radius (mm)	-8 (Concave)	∞
Sag (mm)	0	502
Departure (mm)	0.01	20
Included Angle (°)	0	120

Form Error 0.5 – 2µm Higher Resolution Profilometry (2-D)1

Attribute	Minimum	Maximum
Diameter (mm)3	3	250
Local Radius (mm)	-12 (Concave)	∞
Sag (mm)	0	252
Departure (mm)	0.01	20
Included Angle (°)	0	150

Form Error < 0.5µm Interferometry with Stitching (3-D)

Attribute	Minimum	Maximum
Diameter (mm)3	3	250
Local Radius (mm)	-13 (Concave)	∞
Sag (mm)	0	252,4
Departure (mm)	0.002	1
Included Angle (°)	0	120+5

APPENDIX A-3

MANUFACTURING TOLERANCES FOR ACYLINDRICAL LENSES



AchromaticCylindrical Lenses	COMMERCIAL GRADE	FACTORY STANDARD	PRECISION GRADE
Size Tolerance Length/Width(mm)	+0/-0.30	+0/-0.25	+0/-0.25
Diameter (mm)	+0/-0.15	+0/-0.10	±0.025
Wedge (along axis)	5 mrad	3 mrad	1 mrad
Focal Length Tolerance (%)	±2%	±2%	±1%
Cosmetic(MIL-C-13830A)	80-50	60-40	10-5
Irregularity (Lambda @ 632.8nm)	1 L	1/2 L	1/10 L
Centration (Arc min)	<5'	<3'	<1'
Coating (T% avg)	99%	99.5%	99.5%
Materials	Optical Glasses Depends On Design		

The background of the slide features a collection of optical components. In the foreground, there are several lenses of different sizes and colors, including a large blue-tinted lens on the left and a smaller green-tinted lens in the center. To the right, a portion of a green printed circuit board (PCB) is visible, showing various electronic components and connectors. The overall image is slightly blurred, creating a sense of depth and focus on the optical technology.

THANK YOU!

We Look Forward To Becoming Your Trusted Partner In
Your Optics Procurement Process